

# Secure-All Architectural Entry Solutions

Weather. Appearance. Security



Get the warmth and elegance of architectural entry doors,  
without the invasive and expensive construction costs.

Jul 2026a .pdf Interactive



Handcrafted in Colorado  
in the USA!

*Same family owners and operators  
for over 51 years!*

**Showroom: 303-458-5577**

**Secure-All.com**

# Secure-All Offers 5 Product Lines!

**LARSON** Full/Split Styles

**Product Line A**

Larson Denver Storm Door Standard and Premium selections.

\*Compare to Andersen and Pella.



**WGI** 6 Great Styles!

**Product Line B**

Stylish '90 style steel security storm doors with glass & screen panel, deadbolt lock and door closer.

\*Compare to Liberty and others.



**crimsafe** Security Mesh

**Product Line C**

Unique security screen mesh doors made by Crimsafe.

Measured and installed by Secure-All, an authorized dealer.



**SECURE-ALL** Over 45 Custom Designs!

**Product Line D**

**BESTSELLER!**

Measured and Installed, with full glass, screens, auto-close & more!

Class 1 & 2 styles



**SECURE-ALL** Unlimited Design Options!

**Product Line E**

The "E" stands for ELITE. This is our finest, most feature rich, and most customizable insulated security door.

Class 3 & 4+ styles.

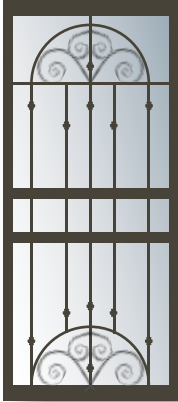


## Brochure Index: Click for product line

- E** Secure-All ELITE Custom Iron Doors... 3
- D** Secure-All Best-Selling Doors..... 10
- C** Crimsafe Security Mesh Doors..... 22
- B** WGI Steel Security Storm Doors..... 26
- A** Larson Denver Storm Doors..... 27

# Secure-All Architectural Entry Solutions

*The warmth and elegance of an architectural entry, without the high construction costs*



Bel Fiore LB2



Auburn LB2



West Highland LB2



Wilderness LB2



FV100 LB1/LB2



Brookhaven 2 LB2



SA330 LB1/LB2



RK120 LB1



UP760 LB2



PK500 LB1/LB2

*Handcrafting quality custom residential doors for over 51 years.*




# Secure-All Architectural Entry Solutions


Get the benefits of a security storm door,  
but with the style of a wrought iron entryway




CR200 LB1/LB2




BH150 LB2




FV120 LB1/LB2



PK280 LB1/LB2



FV170 LB1/LB2



FV130 LB1/LB2



FV180 LB1/LB2



NEW Smart Designs! LB1/LB2

Handcrafting quality custom residential doors for over 51 years.






# Secure-All Security Doors

*Handcrafted by the same family owners and operators for over 51 years!*




- ★ Better insulation.
- ★ Superior security features.
- ★ Beauty that lasts a lifetime!





# NEW URBAN CONTEMPORARY



.soft transition 1

.linear build




.viewscape



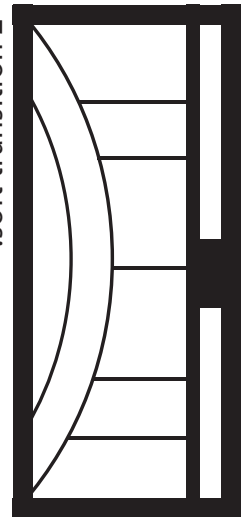
.biophilic



.urban nouveau 2



.soft transition 2



Urban Contemporary Series doors feature unique twin super-slim screen inserts for above and below the lock.

Larger spaces may limit security in certain cases.

Product Line

E




Auburn



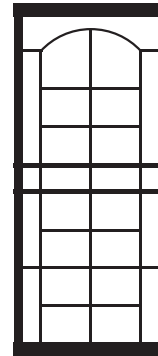
# Design Class 3

Includes glass and screen panels

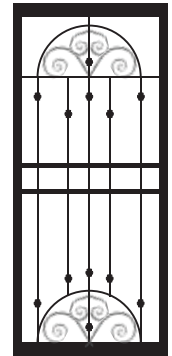
## Regular Height Class 3 Designs




Wilderness



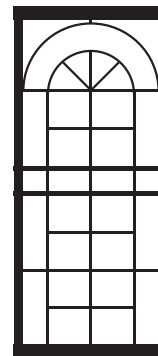
Woodcrest




Bel Fiore



Auburn  
(forged bark designs)



Monticello

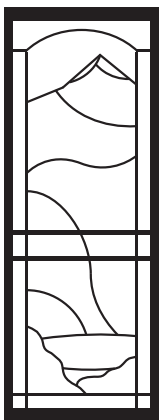


Urban Nouveau 1




Bel Fiore


## 8-Foot Tall Class 3 Designs




8' Wilderness




8' Auburn  
(forged bark designs)



8' Monticello



8' Woodcrest

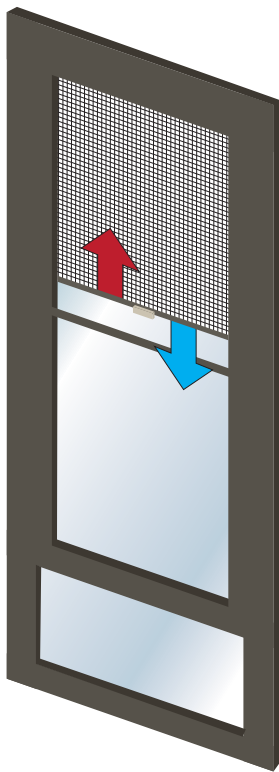


8' Urban Nouveau 1

Product Line

E

SS.Sunset



*Glass slides up easily and screen hides-away for added convenience*



## SELF-STORING SERIES


Self-Storing series available in regular height and 8' tall doors.  
Design will vary slightly on tall doors. Ask for details.




SS.Wilderness



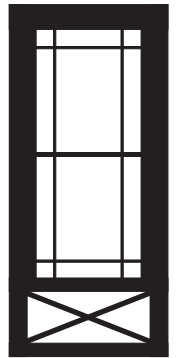
SS.Cattails



SS.Coventry



SS.Brookhaven 2



SS.Bridgeport



SS.Coventry



SS.Sunset




SS.Classic

### Self-Storing Series Color Selection



Textured Oil Rubbed



Vintage Almond



Colonial White



Pearlescent Bronze

Designs such as Urban Nouveau, SS.Sunset and SS.Bridgeport offer limited security due to the larger open spaces between bars.



8' Tall Wilderness



8' Tall Wellshire with Active Storm Sidelites

*"[We] saw Secure-All at the home improvement show. It wasn't the cheapest, but certainly was the best built door on the entire show floor (I think there were at least 6-10 vendors). The quality of the door and the customer service is well worth the expense. I would use them again without hesitation."*

*- Tim B.  
Parker, CO*




*"You get what you pay for and nothing is more valuable than my family's safety and peace of mind."*


*-Kim M.  
Denver, CO*

*Read 100's more authentic reviews like these at [secure-all.com/reviews.html](http://secure-all.com/reviews.html)*

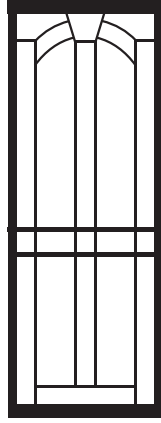
8' Tall Class 2 Designs




8' Brookhaven 2



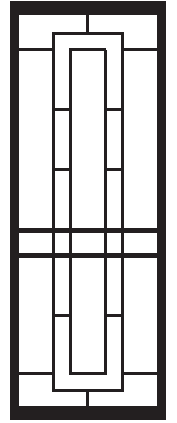
8' Brookhaven 1




8' Keystone 2




8' Baldwin Park



8' West Highland



8' Sapphire



8' Diamond 1




# TALL DOORS


Includes glass and screen panels



8' Tall Beacon Hill




8' Bridgeport




8' Lexington 1


Designs such as Brookhaven 1, Sapphire, Bridgeport and Sunset offer limited security due to the larger open spaces between bars.




8' Beacon Hill




8' Chateau




8' Abigail  
(Forged Steel Designs)




8' Rebecca  
(Forged Steel Designs)




8' Tall Class 1 Designs




8' Sunset




8' Classic 1




8' Classic 2



8' Bella Cristi  
(Forged Steel Designs)




8' Carmel



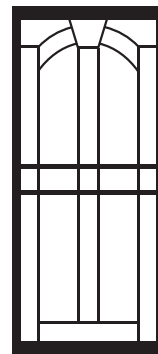
8' East Hampton




Regular Height Class 2 Designs




Baldwin Park



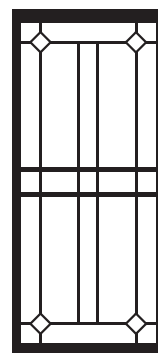
Keystone 2




Brookhaven 1




Sapphire



Diamond 1



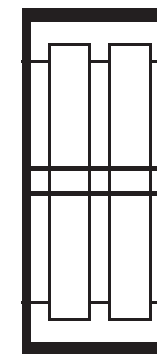
Bridgeport



Abigail  
(Forged Steel Designs)



Rebecca  
(Forged Steel Designs)



Chestnut Hill



Brookhaven 1 with Active Storm Sidelite




DESIGN CLASS  
1 and 2


Includes glass and screen panels

Designs such as Brookhaven 1, Sapphire, Bridgeport and Sunset offer limited security due to the larger open spaces between bars.


Product Line




Brookhaven 2



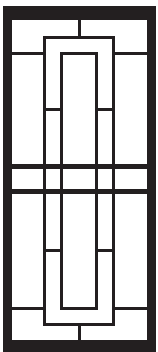
Brookhaven 3




Lexington 1



Beacon Hill  
(Opt. Lowered Center)



West Highland




Monterey  
(Opt. Lowered Center)




Brookhaven 2 with Active Storm Sidelite

Regular Height Class 1 Designs



Sunset




Classic 1



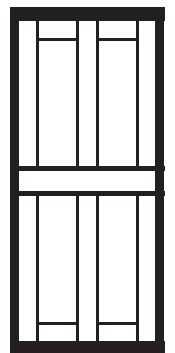
Classic 2  
(Opt. Lowered Center)



Bella Cristi



Carmel



East Hampton



# Secure-All Architectural Entry Solutions

Includes your choice of quality Schlage® lock hardware



Latitude Lever - Collins Trim  
Matte Black Finish



Satin Nickel

Satin Brass

Aged Bronze

Bright Chrome



Bowery Knob - Collins Trim  
Matte Black Finish



Satin Nickel

Satin Brass

Aged Bronze

Bright Chrome

## Optional upgrade



Smart Digital Keypad Lock with WiFi and key



## Matching deadbolt lock




## Custom door options and features

### Wreath Hook

- Distinct hand-forging
- Position as requested
- Product of Italy 🇮🇹

Optional



### Tinted Glass

- Blocks UV rays
- Provides privacy
- NOT window film

Optional



### Solar Screen

- Stronger material
- Blocks more UV rays
- Reduces solar heat

Optional



### Weld Bezels

- Attractive design
- Conceals welds
- Made for 1/2" bars

Optional



### Hale® Pet Door


- Superior quality over other brands
- Double flaps with magnetic seals
- 12 sizes to choose from



"Charlie"



Optional




Built into your favorite door style!






*Durable Textured Finishes*

*Oil Rubbed*

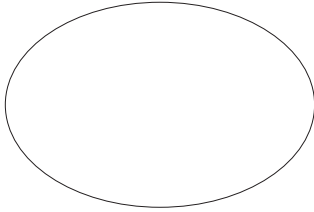


*Textured Black*



*Traditional Satin / Gloss Finishes*


*Colonial White*




*Vintage Almond*




*Sierra Beige*



*Pearlescent Bronze*



*Classic Iron Black*



*Oil Rubbed*



*Antique*



*Brushed Nickel*



*Polished Brass*

Printed colors may vary. Actual paint samples available upon request.


Knobs standard. Levers optional.



8' Tall Woodcrest

*"Admittedly, I balked at the cost...but, after having it for a couple weeks now, I'm so glad we got it!"*

*- L. J. H.  
Lakewood, CO*



Full Custom Ironwork



*"Secure-All has the best security/storm doors. The doors are well worth the price. Try them, you will not be disappointed."*

*- Taleen L.  
Aurora, CO*

*Read hundreds of authentic reviews like these at [secure-all.com/reviews.html](https://secure-all.com/reviews.html)*

*"I have had my doors for about 10 years now and they still look as beautiful as the first day I had them installed. THEY ARE WORTH EVERY PENNY YOU SPEND."*

*- Christine S.  
Denver, CO*





# HALE® PET DOORS

Available on any design class door.

## Double Seal Flaps

## Locking Panel



"Charlie"



"Tucker"



Bella Cristi with Pet Door



Available in 12 popular sizes

<p>Small (5 1/2" x 7 1/2")</p>	<p>Small Medium (6 1/2" x 9 1/2")</p>	<p>Tall Small Medium (6 1/2" x 12 1/2")</p>	<p>Medium (8 1/2" x 12 1/2")</p>
<p>Tall Medium (8 1/2" x 16")</p>	<p>Large (11" x 16")</p>	<p>Tall Large (11" x 19 1/2")</p>	<p>Tall Large Plus (11" x 23 1/2")</p>
<p>Extra Tall Large (11" x 27 1/2")</p>	<p>Extra Large (14" x 19 1/2")</p>	<p>Extra Large Plus (14" x 23 1/2")</p>	<p>Giant (15 1/2" x 27 1/2")</p>

Pet doors larger than 8x12 may limit security in certain cases.


Pet doors not available on Self Storing Series doors.

# CUSTOM DOOR OPTIONS

## Wreath Hook

- Distinct hand-forging
- Position as requested

Optional



## Tinted Glass

- Blocks UV rays
- Provides privacy
- NOT window film


Optional



## Solar Screen

- Stronger material
- Blocks more UV rays
- Reduces solar heat

Optional



## Weld Bezels

- Attractive design
- Conceals welds

Optional



## Hale® Pet Door

- Double seal flaps
- 12+ sizes available


Optional



## High Security

- Cylinders and keys
- Anti-pick design

Optional



## Lever Handles

- Choice of 4 finishes
- Easier entry/exit

Optional



## Keypad Lock

- Added convenience
- Smart notifications

Optional



# MORE PRODUCT OPTIONS

Measured and installed by Secure-All, a licensed Dealer

## Larson Denver Storm Doors



Steel mesh  
security doors  
and  
window covers



'90 Series  
Steel security storm doors



In addition to the high quality doors Secure-All manufactures ourselves, we also offer sales and installations from other manufacturers such as Larson, Crimsafe and WGI Products Supply.



# Live safe with Crimsafe


Security and storm screens



Doors / Windows / Safe-S-Cape / Patio & Lanai / Commercial

**Living  
Safer**

## What is Crimsafe?



Crimsafe revolutionized home security in Australia with their innovative high-tensile stainless steel screen technology. More than 20 years later, their products are sold through distributors internationally. The Crimsafe line of products both secure and protect your home or commercial building from intruders and extreme weather, while beautifying and enhancing its appearance.

Every Crimsafe window screen, door, and patio enclosure panel is architecturally designed to fit seamlessly and beautifully into place. The unique patented Screw-Clamp™ technology, combined with 304 grade high-tensile stainless steel mesh screen, create unsurpassed safety and security. All products are installed with proprietary, tamper resistant screws which are then concealed for improved curb appeal.

At impact, the hooking feature of the patented Screw-Clamp™ levers into the aluminum frame and distributes the load around the perimeter of the product, rather than allowing the force to be concentrated at the point of impact. The mechanical fastening of the clamp to the high-tensile woven stainless steel mesh greatly reduces the tendency for the mesh to be pulled out of the frame. These features enable Crimsafe to withstand enormous force.

### Secure

**Secure on the outside means you are safe on the inside.**

Crimsafe products act as a physical barrier to outside elements, securing your home from unwanted intruders, forces of nature and pests.

- 24/7 security from intruders.
- Security from damaging forces of Mother Nature, such as hurricanes, hail, flying debris and excessive heat.
- External barrier from unwanted pests like mosquitoes, scorpions, and wildlife.

### Protect

**Protect your loved ones and assets on the inside.**

Unlike electronic security systems with an on/off switch, Crimsafe permanently provides 24/7 security, protecting what is important to you on the inside of your home. In an emergency situation, Crimsafe provides a safe keyless means of escape that is easily operated in a panic situation; while still maintaining its integrity from the outside.

- Permanent protection for your loved ones and valuables.
- Patented Safe-S-Cape provide worry free protection.

### Enhance


**Beautiful and energy efficient.**

Crimsafe enhances any home with its architectural design and integration. All Crimsafe products come in a variety of colors to match any application. Once installed, Crimsafe screens will virtually disappear, allowing an unobstructed view while enhancing curb appeal.

- Peace of mind – Crimsafe allows you to leave your windows open 24/7 while remaining safe and secure.
- Hidden fasteners allow for no visible attach points and seamless integration.

## All Crimsafe products feature

- Patented Screw-Clamp™ fastening system
- Proprietary tamper resistant screws
- Custom built to fit any opening
- Ventilates without compromising safety
- 53% solar heat gain reduction
- Concealed fasteners
- Enhanced aesthetics
- Uncompromised visibility and clear views
- Meets American and Australian Standards
- Multiple frame colors available
- 10 year warranty
- Specialty shapes, including trapezoids and arches
- Fire attenuating features
- Hurricane code approved to Miami Dade, FBC, HVHZ, TDI
- Knife shear tested
- Energy savings



### Doors

- 3 point locking system on hinged and sliding patio doors
- Tamper resistant hinges
- Attractive midrails available
- Caretaker feature – allows the hinged door to be locked from the outside

### Windows

- Slimline design with concealed fastenings
- Custom built to fit any opening
- Clear views from inside and out

### Patio

- Designed to fit existing structures
- Tamper resistant
- 53% solar heat gain reduction

### Safe-S-Cape

- Keyless emergency egress and quick release
- Full integrated hinge
- Patented full length tamper resistant lock
- Easy access to window for cleaning
- Custom built to fit any opening

### Commercial

- High-risk security applications
- Five times as many screws
- Double clamping
- Larger, thicker profiles



Security  
Solutions

Residential / Commercial

## Security and storm screens

- 24/7 security barrier
- Safe-S-Cape keyless emergency egress
- Provides peace of mind
- Energy efficiency – blocks 53% of solar heat gain
- Sleep soundly while allowing natural ventilation
- Adds value and curb appeal
- Uncompromised visibility
- Keeps out unwanted pests, such as mosquitoes
- Patented Screw-Clamp™ technology
- Patio and lanai enclosures offering security and protection
- Architecturally designed to fit any application
- Genuine 10-year warranty
- Protects what's important on the inside
- High-tensile stainless steel screen technology
- Commercial and residential applications
- Hinged and sliding doors
- Hurricane protection – approved Miami Dade, FBC, HVHZ, TDI
- Fire attenuating features

Contact your Denver, Colorado certified dealer today: Secure-All Company, Inc. • 303-458-5577

Questions? Scan to **TEXT US**



Live! 6am - 9pm • 7 Days a Week!


**or call...303-458-5577**

US CRM0541 07/24

Protection from home invasion, hurricanes, high energy cost, bugs, pests and burglars.

Measured and Installed by Secure-All

## Popular picket style steel security storm doors



Tiffany   Centennial   Florence   Aspen   Juniper 2   5-bar

### Features Include:

- Mostise lock
- Glass panels
- Screen panel
- Door closer
- Powder Coat Finish

Classic Black



Gloss White



Almond



Pearlescent Bronze



Polished Brass  
Knobs Standard  
Levers Additional



Antique Brass  
Knobs Standard  
Levers Additional





*This door is built by Larson and Installed by Secure-All*

# Budget

## Conventional glass storm and screen doors built by Larson and installed by Secure-All



White Linen



Pebblestone



Woodland



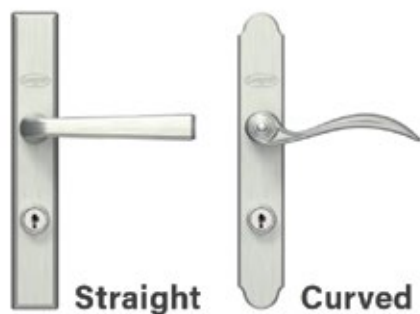
Graphite



Black

Available with:

- Glass
- Screen
- Self-Storing
- Pet Doors



Brushed Nickel



Aged Bronze



Matte Black



Brass



Antique Brass

— Curved Only —

# Larson Denver Storm Doors


Product  
Line

A



## Budget

*This door is built  
by Larson and  
Installed by Secure-All*



Platinum Fullview	Platinum Split Fullview	Platinum Secure Glass	Platinum Secure Screen
<b>459FV</b> Platinum IFG	<b>456FV</b> Platinum RS	<b>449-04</b> Platinum SG	<b>450-18</b> Platinum SCR



# CREATIVE PROTECTION FOR WINDOWS



Emergency Release Window Guards



Custom Size and Shape Escape Window Well Covers



Decorative Inside Mount Window Guards

# DOOR CONFIGURATIONS AND SIDELITES

Single Door



Single Door with One Sidelite



Single Door with Two Sidelites



Double Doors



Patio / Atrium Doors



3-Lite Patio Doors



# SHOWROOM AND DESIGN CENTER



*Secure-All Main Showroom*

*Contact Us*

**4300 W 38th Ave  
Denver, CO 80212**

**303-458-5577**  
**secure-all.com**